




















30 400m Freestyle Men Heat

Official



Rank	Competitor	Age	Club	RT	PTS	Result
1	Grayson Coulters	14		0.68		4:10.67 Entry: 3:59.40 +11.27 Q
	50m: 27.70 100m: 58.20 (30.50) 150m: 1:29.11 (30.91) 200m: 2:00.97 (31.86) 250m: 2:34.53 (33.56) 300m: 3:09.81 (35.28) 350m: 3:41.36 (31.55) 400m: 4:10.67 (29.31)					
2	Soeren Wells	16		0.75		4:11.58 Entry: 4:05.86 +5.72 Q
	50m: 27.74 100m: 58.62 (30.88) 150m: 1:29.30 (30.68) 200m: 2:01.04 (31.74) 250m: 2:33.08 (32.04) 300m: 3:05.90 (32.82) 350m: 3:39.11 (33.21) 400m: 4:11.58 (32.47)					
3	Enoa Vial (V)	16		0.79		4:11.66 Entry: 4:14.93 -3.27 Q
	50m: 28.82 100m: 1:00.22 (31.40) 150m: 1:32.33 (32.11) 200m: 2:04.87 (32.54) 250m: 2:37.16 (32.29) 300m: 3:09.59 (32.43) 350m: 3:41.24 (31.65) 400m: 4:11.66 (30.42)					
4	Sheldon Hogar	16		0.70		4:12.60 Entry: 4:13.46 -0.86 Q
	50m: 28.20 100m: 59.03 (30.83) 150m: 1:30.69 (31.66) 200m: 2:02.78 (32.09) 250m: 2:35.23 (32.45) 300m: 3:07.95 (32.72) 350m: 3:40.75 (32.80) 400m: 4:12.60 (31.85)					
5	Luca Lavigne	16		0.78		4:13.61 Entry: 4:20.58 -6.97 Q
	50m: 28.71 100m: 1:00.23 (31.52) 150m: 1:32.03 (31.80) 200m: 2:05.31 (33.28) 250m: 2:37.74 (32.43) 300m: 3:10.63 (32.89) 350m: 3:43.01 (32.38) 400m: 4:13.61 (30.60)					
6	William Tye	15		0.71		4:14.59 Entry: 4:17.99 -3.40 Q
	50m: 27.22 100m: 58.56 (31.34) 150m: 1:31.59 (33.03) 200m: 2:04.80 (33.21) 250m: 2:36.31 (31.51) 300m: 3:10.08 (33.77) 350m: 3:43.19 (33.11) 400m: 4:14.59 (31.40)					
7	Tyler Lushkott	15		0.65		4:14.90 Entry: 4:11.35 +3.55 Q
	50m: 28.15 100m: 59.20 (31.05) 150m: 1:31.27 (32.07) 200m: 2:03.59 (32.32) 250m: 2:36.58 (32.99) 300m: 3:09.85 (33.27) 350m: 3:42.85 (33.00) 400m: 4:14.90 (32.05)					
8	Declan Broadford	16		0.65		4:17.46 Entry: 4:10.32 +7.14 Q
	50m: 28.73 100m: 1:00.78 (32.05) 150m: 1:33.29 (32.51) 200m: 2:06.84 (33.55) 250m: 2:39.81 (32.97) 300m: 3:14.36 (34.55) 350m: 3:45.21 (30.85) 400m: 4:17.46 (32.25)					
9	Aidan Taylor	16		0.69		4:19.10 Entry: 4:14.10 +5.00 Q
	50m: 27.97 100m: 59.80 (31.83) 150m: 1:32.65 (32.85) 200m: 2:05.84 (33.19) 250m: 2:39.42 (33.58) 300m: 3:13.42 (34.00) 350m: 3:46.85 (33.43) 400m: 4:19.10 (32.25)					

10	 Charlie Dickiso	15		0.74	4:20.71 Entry: 4:05.51	+15.20	Q
	50m: 28.31 100m: 59.99 (31.68) 150m: 1:32.70 (32.71) 200m: 2:05.94 (33.24) 250m: 2:39.89 (33.95) 300m: 3:13.72 (33.83) 350m: 3:47.57 (33.85) 400m: 4:20.71 (33.14)						
11	 Dominic Bartor	14		0.72	4:20.83 Entry: 4:18.42	+2.41	Q
	50m: 28.04 100m: 59.40 (31.36) 150m: 1:32.38 (32.98) 200m: 2:06.44 (34.06) 250m: 2:38.55 (32.11) 300m: 3:13.09 (34.54) 350m: 3:47.00 (33.91) 400m: 4:20.83 (33.83)						
12	 Daniel Ecclestc	16		0.63	4:22.18 Entry: 4:21.37	+0.81	Q
	50m: 28.76 100m: 1:01.93 (33.17) 150m: 1:35.90 (33.97) 200m: 2:10.01 (34.11) 250m: 2:43.98 (33.97) 300m: 3:18.18 (34.20) 350m: 3:50.70 (32.52) 400m: 4:22.18 (31.48)						
13	 Faris Abdou	15		0.61	4:22.30 Entry: 4:20.94	+1.36	Q
	50m: 28.22 100m: 59.37 (31.15) 150m: 1:32.72 (33.35) 200m: 2:07.09 (34.37) 250m: 2:41.48 (34.39) 300m: 3:16.43 (34.95) 350m: 3:50.34 (33.91) 400m: 4:22.30 (31.96)						
14	 Zandre Herbst	15		0.70	4:22.63 Entry: 4:30.46	-7.83	Q
	50m: 27.04 100m: 57.40 (30.36) 150m: 1:31.04 (33.64) 200m: 2:05.70 (34.66) 250m: 2:40.39 (34.69) 300m: 3:15.30 (34.91) 350m: 3:50.02 (34.72) 400m: 4:22.63 (32.61)						
15	 Oscar Pederse	16		0.71	4:23.95 Entry: 4:29.02	-5.07	Q
	50m: 28.69 100m: 1:00.69 (32.00) 150m: 1:34.20 (33.51) 200m: 2:07.85 (33.65) 250m: 2:42.06 (34.21) 300m: 3:16.10 (34.04) 350m: 3:50.96 (34.86) 400m: 4:23.95 (32.99)						
16	 Naherehau Yur	14		0.66	4:24.11 Entry: 4:20.80	+3.31	Q
	50m: 29.06 100m: 1:01.63 (32.57) 150m: 1:35.52 (33.89) 200m: 2:10.31 (34.79) 250m: 2:44.25 (33.94) 300m: 3:18.32 (34.07) 350m: 3:51.61 (33.29) 400m: 4:24.11 (32.50)						
17	 Alex Sandford	16		0.67	4:24.17 Entry: 4:12.96	+11.21	Q
	50m: 28.27 100m: 59.80 (31.53) 150m: 1:32.36 (32.56) 200m: 2:06.12 (33.76) 250m: 2:39.87 (33.75) 300m: 3:15.03 (35.16) 350m: 3:49.59 (34.56) 400m: 4:24.17 (34.58)						
18	 Theo Delande	16		0.64	4:24.55 Entry: 4:18.85	+5.70	Q
	50m: 28.36 100m: 1:00.64 (32.28) 150m: 1:33.90 (33.26) 200m: 2:08.09 (34.19) 250m: 2:42.43 (34.34) 300m: 3:17.17 (34.74) 350m: 3:51.17 (34.00) 400m: 4:24.55 (33.38)						
19	 William Callow	15		0.71	4:24.79 Entry: 4:18.88	+5.91	Q
	50m: 29.95 100m: 1:01.69 (31.74) 150m: 1:34.51 (32.82) 200m: 2:08.31 (33.80) 250m: 2:42.74 (34.43) 300m: 3:17.14 (34.40) 350m: 3:51.90 (34.76) 400m: 4:24.79 (32.89)						
20	 Cooper Ketche	14		0.66	4:25.54 Entry: 4:27.98	-2.44	Q
	50m: 30.33 100m: 1:03.77 (33.44) 150m: 1:37.11 (33.34) 200m: 2:10.80 (33.69)						



250m: 2:44.61 (33.81) 300m: 3:18.60 (33.99) 350m: 3:52.44 (33.84)
400m: 4:25.54 (33.10)

21  Benji McLean 14  0.72 **4:25.86** Q
Entry: 4:36.39 -10.53



50m: 28.79 100m: 1:01.26 (32.47) 150m: 1:34.69 (33.43) 200m: 2:08.75 (34.06)
250m: 2:43.39 (34.64) 300m: 3:18.11 (34.72) 350m: 3:52.51 (34.40)
400m: 4:25.86 (33.35)

22  Connor Webby 16  0.68 **4:26.07** R1
Entry: 4:29.24 -3.17



50m: 28.12 100m: 1:00.82 (32.70) 150m: 1:34.33 (33.51) 200m: 2:09.01 (34.68)
250m: 2:43.34 (34.33) 300m: 3:18.49 (35.15) 350m: 3:52.92 (34.43)
400m: 4:26.07 (33.15)

23  Jackson Rowla 15  0.66 **4:26.17** Q
Entry: 4:27.67 -1.50


50m: 28.37 100m: 1:01.77 (33.40) 150m: 1:35.88 (34.11) 200m: 2:10.24 (34.36)
250m: 2:43.69 (33.45) 300m: 3:18.56 (34.87) 350m: 3:52.67 (34.11)
400m: 4:26.17 (33.50)

24  Luke Thompso 15  0.66 **4:26.74** Q
Entry: 4:29.06 -2.32



50m: 28.94 100m: 1:02.80 (33.86) 150m: 1:36.76 (33.96) 200m: 2:12.46 (35.70)
250m: 2:45.78 (33.32) 300m: 3:20.80 (35.02) 350m: 3:55.49 (34.69)
400m: 4:26.74 (31.25)

25  Samuel Lang (16  0.68 **4:27.14** R2
Entry: 4:19.69 +7.45



50m: 28.69 100m: 1:00.60 (31.91) 150m: 1:33.17 (32.57) 200m: 2:07.36 (34.19)
250m: 2:41.83 (34.47) 300m: 3:17.21 (35.38) 350m: 3:52.37 (35.16)
400m: 4:27.14 (34.77)

26  Malachy Adam 13 0.76 **4:27.67** Q
Entry: 4:27.89 -0.22



50m: 30.06 100m: 1:03.41 (33.35) 150m: 1:37.87 (34.46) 200m: 2:12.44 (34.57)
250m: 2:47.34 (34.90) 300m: 3:21.49 (34.15) 350m: 3:55.35 (33.86)
400m: 4:27.67 (32.32)

27  Jaeci Yee 16  0.64 **4:27.82** +5.87
Entry: 4:21.95



50m: 28.59 100m: 1:01.43 (32.84) 150m: 1:35.89 (34.46) 200m: 2:11.09 (35.20)
250m: 2:46.04 (34.95) 300m: 3:21.62 (35.58) 350m: 3:54.97 (33.35)
400m: 4:27.82 (32.85)

28  Justin Wang 15  0.69 **4:28.04** Q
Entry: 4:27.03 +1.01

50m: 29.33 100m: 1:03.02 (33.69) 150m: 1:37.14 (34.12) 200m: 2:11.76 (34.62)
250m: 2:45.85 (34.09) 300m: 3:21.22 (35.37) 350m: 3:54.74 (33.52)
400m: 4:28.04 (33.30)





















29  Harry Lynn 15  0.67 **4:28.38** Q
Entry: 4:28.34 +0.04

50m: 29.33 100m: 1:02.93 (33.60) 150m: 1:37.44 (34.51) 200m: 2:12.30 (34.86)
250m: 2:47.03 (34.73) 300m: 3:22.07 (35.04) 350m: 3:55.65 (33.58)
400m: 4:28.38 (32.73)



30  Isaac Wren 16  Hamilton Aqua... 0.69 **4:29.02** +8.76
Entry: 4:20.26



50m: 28.85 100m: 1:00.48 (31.63) 150m: 1:33.53 (33.05) 200m: 2:07.88 (34.35)
250m: 2:43.01 (35.13) 300m: 3:18.84 (35.83) 350m: 3:54.50 (35.66)
400m: 4:29.02 (34.52)



4:29.17



31	 Hayden Forloni	15		0.67	Entry: 4:29.12 +0.05	R1
	50m: 30.58 100m: 1:04.68 (34.10) 150m: 1:39.46 (34.78) 200m: 2:13.69 (34.23) 250m: 2:48.21 (34.52) 300m: 3:22.55 (34.34) 350m: 3:57.03 (34.48) 400m: 4:29.17 (32.14)					
32	 Nathan Hu	13		0.56	4:29.31 Entry: 4:30.76 -1.45	Q
	50m: 29.71 100m: 1:03.77 (34.06) 150m: 1:38.12 (34.35) 200m: 2:13.00 (34.88) 250m: 2:47.57 (34.57) 300m: 3:22.32 (34.75) 350m: 3:56.01 (33.69) 400m: 4:29.31 (33.30)					
33	 James Zhang	14		0.69	4:29.42 Entry: 4:31.39 -1.97	Q
	50m: 28.74 100m: 1:01.57 (32.83) 150m: 1:36.87 (35.30) 200m: 2:12.99 (36.12) 250m: 2:47.99 (35.00) 300m: 3:23.24 (35.25) 350m: 3:57.69 (34.45) 400m: 4:29.42 (31.73)					
34	 Jonathan Bao	14		0.73	4:30.26 Entry: 4:30.12 +0.14	Q
	50m: 30.03 100m: 1:03.40 (33.37) 150m: 1:38.00 (34.60) 200m: 2:12.74 (34.74) 250m: 2:47.94 (35.20) 300m: 3:22.71 (34.77) 350m: 3:57.03 (34.32) 400m: 4:30.26 (33.23)					
35	 Maxwell Latu	15		0.64	4:30.35 Entry: 4:30.80 -0.45	R2
	50m: 28.26 100m: 1:00.22 (31.96) 150m: 1:32.94 (32.72) 200m: 2:07.32 (34.38) 250m: 2:42.41 (35.09) 300m: 3:18.60 (36.19) 350m: 3:54.83 (36.23) 400m: 4:30.35 (35.52)					
36	 Antoine Baldov	15		0.71	4:30.65 Entry: 4:25.28 +5.37	
	50m: 29.42 100m: 1:02.27 (32.85) 150m: 1:36.24 (33.97) 200m: 2:10.84 (34.60) 250m: 2:46.14 (35.30) 300m: 3:21.37 (35.23) 350m: 3:56.65 (35.28) 400m: 4:30.65 (34.00)					
37	 Samuel Shivna	15		0.67	4:30.75 Entry: 4:32.58 -1.83	
	50m: 29.95 100m: 1:04.20 (34.25) 150m: 1:38.49 (34.29) 200m: 2:13.63 (35.14) 250m: 2:48.20 (34.57) 300m: 3:23.27 (35.07) 350m: 3:57.48 (34.21) 400m: 4:30.75 (33.27)					
38	 Owen Jack	16		0.68	4:30.79 Entry: 4:27.52 +3.27	
	50m: 29.49 100m: 1:01.97 (32.48) 150m: 1:35.88 (33.91) 200m: 2:11.19 (35.31) 250m: 2:46.33 (35.14) 300m: 3:22.00 (35.67) 350m: 3:57.17 (35.17) 400m: 4:30.79 (33.62)					
39	 Theophane Vid	14		0.66	4:31.08 Entry: 4:44.95 -13.87	Q
	50m: 30.41 100m: 1:03.77 (33.36) 150m: 1:38.11 (34.34) 200m: 2:13.47 (35.36) 250m: 2:47.90 (34.43) 300m: 3:23.07 (35.17) 350m: 3:57.35 (34.28) 400m: 4:31.08 (33.73)					
40	 Edward Garbut	14		0.80	4:31.82 Entry: 4:35.25 -3.43	Q
	50m: 30.01 100m: 1:03.97 (33.96) 150m: 1:38.74 (34.77) 200m: 2:13.75 (35.01) 250m: 2:48.87 (35.12) 300m: 3:24.66 (35.79) 350m: 3:58.10 (33.44) 400m: 4:31.82 (33.72)					
41	 Anaru Fitzell	15		0.72	4:33.01 Entry: 4:35.02 -2.01	
	50m: 30.59 100m: 1:04.66 (34.07) 150m: 1:39.56 (34.90) 200m: 2:14.76 (35.20)					

250m: 2:49.35 (34.59) 300m: 3:24.93 (35.58) 350m: 3:59.48 (34.55)
400m: 4:33.01 (33.53)

42  William Sun 13  0.67 4:33.26 Q
Entry: 4:33.32 -0.06
50m: 30.59 100m: 1:04.20 (33.61) 150m: 1:38.35 (34.15) 200m: 2:13.34 (34.99)
250m: 2:48.53 (35.19) 300m: 3:23.88 (35.35) 350m: 3:58.97 (35.09)
400m: 4:33.26 (34.29)



43  Jared Borea 16  0.70 4:33.41
Entry: 4:28.69 +4.72
50m: 30.42 100m: 1:04.69 (34.27) 150m: 1:39.15 (34.46) 200m: 2:14.39 (35.24)
250m: 2:49.59 (35.20) 300m: 3:24.86 (35.27) 350m: 3:59.68 (34.82)
400m: 4:33.41 (33.73)



44  Kaeto Sasamo 15  0.52 4:34.44
Entry: 4:30.17 +4.27
50m: 29.60 100m: 1:01.76 (32.16) 150m: 1:35.29 (33.53) 200m: 2:10.12 (34.83)
250m: 2:45.86 (35.74) 300m: 3:22.04 (36.18) 350m: 3:58.33 (36.29)
400m: 4:34.44 (36.11)

45  Yixiang Gao (V) 15  0.67 4:34.65
Entry: 4:35.51 -0.86
50m: 30.27 100m: 1:04.58 (34.31) 150m: 1:39.51 (34.93) 200m: 2:15.31 (35.80)
250m: 2:50.15 (34.84) 300m: 3:25.96 (35.81) 350m: 4:00.85 (34.89)
400m: 4:34.65 (33.80)


46  Levi Dixon 14  0.74 4:34.90 Q
Entry: 4:48.10 -13.20
50m: 29.61 100m: 1:03.50 (33.89) 150m: 1:38.59 (35.09) 200m: 2:14.13 (35.54)
250m: 2:50.52 (36.39) 300m: 3:26.55 (36.03) 350m: 4:02.01 (35.46)
400m: 4:34.90 (32.89)

47  Thomas Cave 16  0.83 4:35.02
Entry: 4:20.84 +14.18
50m: 30.88 100m: 1:04.35 (33.47) 150m: 1:40.67 (36.32) 200m: 2:15.92 (35.25)
250m: 2:52.58 (36.66) 300m: 3:28.59 (36.01) 350m: 4:02.19 (33.60)
400m: 4:35.02 (32.83)






















48  Sean Burke 16  0.71 4:36.06
Entry: 4:17.36 +18.70
50m: 28.19 100m: 1:00.87 (32.68) 150m: 1:35.11 (34.24) 200m: 2:11.18 (36.07)
250m: 2:47.23 (36.05) 300m: 3:23.69 (36.46) 350m: 3:59.13 (35.44)
400m: 4:36.06 (36.93)

49  Everett William 15  0.78 4:36.32
Entry: 4:16.68 +19.64
50m: 29.43 100m: 1:02.14 (32.71) 150m: 1:36.87 (34.73) 200m: 2:12.26 (35.39)
250m: 2:48.38 (36.12) 300m: 3:24.98 (36.60) 350m: 4:01.67 (36.69)
400m: 4:36.32 (34.65)



50  Evan Fang 14  0.70 4:36.66 R1
Entry: 4:37.33 -0.67
50m: 29.51 100m: 1:03.36 (33.85) 150m: 1:38.96 (35.60) 200m: 2:14.70 (35.74)
250m: 2:50.95 (36.25) 300m: 3:27.30 (36.35) 350m: 4:02.91 (35.61)
400m: 4:36.66 (33.75)

51  Paul Lorzil (V) 15 0.54 4:36.68
Entry: 4:22.98 +13.70
50m: 30.17 100m: 1:04.24 (34.07) 150m: 1:39.17 (34.93) 200m: 2:15.05 (35.88)
250m: 2:50.64 (35.59) 300m: 3:26.54 (35.90) 350m: 4:01.94 (35.40)
400m: 4:36.68 (34.74)



4:36.87

52	 Clark Emanuel	15		0.70	Entry: 4:34.75 +2.12	
	50m: 30.66 100m: 1:04.19 (33.53) 150m: 1:38.59 (34.40) 200m: 2:13.89 (35.30) 250m: 2:49.10 (35.21) 300m: 3:25.51 (36.41) 350m: 4:01.45 (35.94) 400m: 4:36.87 (35.42)					
53	 Joshua Emslie	15		0.78	4:37.66 Entry: 4:34.07 +3.59	
	50m: 28.78 100m: 1:02.16 (33.38) 150m: 1:37.21 (35.05) 200m: 2:12.92 (35.71) 250m: 2:49.80 (36.88) 300m: 3:27.19 (37.39) 350m: 4:03.44 (36.25) 400m: 4:37.66 (34.22)					
54	 Rory McParlan	13		0.69	4:37.94 Entry: 4:50.55 -12.61	Q
	50m: 30.57 100m: 1:05.51 (34.94) 150m: 1:41.16 (35.65) 200m: 2:17.47 (36.31) 250m: 2:53.46 (35.99) 300m: 3:30.15 (36.69) 350m: 4:05.08 (34.93) 400m: 4:37.94 (32.86)					
55	 Baptiste Denar	14		0.67	4:38.15 Entry: 4:38.51 -0.36	R2
	50m: 30.53 100m: 1:04.62 (34.09) 150m: 1:39.74 (35.12) 200m: 2:15.61 (35.87) 250m: 2:51.03 (35.42) 300m: 3:27.55 (36.52) 350m: 4:03.07 (35.52) 400m: 4:38.15 (35.08)					
56	 Lenny Park	13		0.68	4:38.26 Entry: 4:48.94 -10.68	Q
	50m: 30.36 100m: 1:05.46 (35.10) 150m: 1:41.83 (36.37) 200m: 2:17.60 (35.77) 250m: 2:52.90 (35.30) 300m: 3:29.15 (36.25) 350m: 4:04.60 (35.45) 400m: 4:38.26 (33.66)					
57	 Vaughn Van de	14		0.71	4:38.47 Entry: 4:29.72 +8.75	
	50m: 28.48 100m: 1:02.40 (33.92) 150m: 1:38.18 (35.78) 200m: 2:14.49 (36.31) 250m: 2:50.89 (36.40) 300m: 3:27.35 (36.46) 350m: 4:02.87 (35.52) 400m: 4:38.47 (35.60)					
57	 Matthew Callow	13		0.69	4:38.47 Entry: 4:37.42 +1.05	Q
	50m: 31.15 100m: 1:05.49 (34.34) 150m: 1:40.35 (34.86) 200m: 2:16.22 (35.87) 250m: 2:52.16 (35.94) 300m: 3:28.16 (36.00) 350m: 4:03.36 (35.20) 400m: 4:38.47 (35.11)					
59	 James Willson	16		0.67	4:39.27 Entry: 4:31.72 +7.55	
	50m: 29.51 100m: 1:03.26 (33.75) 150m: 1:39.21 (35.95) 200m: 2:15.18 (35.97) 250m: 2:52.57 (37.39) 300m: 3:29.61 (37.04) 350m: 4:06.30 (36.69) 400m: 4:39.27 (32.97)					
60	 Fletcher Cumr	13		0.65	4:39.38 Entry: 4:29.45 +9.93	Q
	50m: 30.83 100m: 1:06.09 (35.26) 150m: 1:41.55 (35.46) 200m: 2:17.41 (35.86) 250m: 2:53.35 (35.94) 300m: 3:29.21 (35.86) 350m: 4:05.12 (35.91) 400m: 4:39.38 (34.26)					
61	 Jacob MacDon	15	 Hamilton Aqua...	0.63	4:39.58 Entry: 4:32.81 +6.77	
	50m: 29.43 100m: 1:03.66 (34.23) 150m: 1:39.33 (35.67) 200m: 2:16.16 (36.83) 250m: 2:52.30 (36.14) 300m: 3:29.62 (37.32) 350m: 4:05.35 (35.73) 400m: 4:39.58 (34.23)					
62	 Victor Yu	15		0.64	4:40.13 Entry: 4:34.16 +5.97	
	50m: 31.19 100m: 1:05.64 (34.45) 150m: 1:40.67 (35.03) 200m: 2:16.62 (35.95)					



250m: 2:52.15 (35.53) 300m: 3:28.47 (36.32) 350m: 4:04.35 (35.88)
400m: 4:40.13 (35.78)

63  Lucas Wang 13  0.64 **4:41.20** Q
Entry: 4:35.84 +5.36

50m: 30.20 100m: 1:04.58 (34.38) 150m: 1:40.92 (36.34) 200m: 2:17.09 (36.17)
250m: 2:53.91 (36.82) 300m: 3:29.53 (35.62) 350m: 4:05.57 (36.04)
400m: 4:41.20 (35.63)

64  Lucas Forlong 14  0.71 **4:42.06**
Entry: 4:41.55 +0.51


50m: 30.56 100m: 1:04.91 (34.35) 150m: 1:40.54 (35.63) 200m: 2:16.89 (36.35)
250m: 2:53.59 (36.70) 300m: 3:30.85 (37.26) 350m: 4:07.96 (37.11)
400m: 4:42.06 (34.10)

65  Luoqianhe Che 14  0.71 **4:42.21**
Entry: 4:44.48 -2.27



50m: 31.16 100m: 1:06.68 (35.52) 150m: 1:42.56 (35.88) 200m: 2:18.91 (36.35)
250m: 2:55.43 (36.52) 300m: 3:32.10 (36.67) 350m: 4:08.74 (36.64)
400m: 4:42.21 (33.47)

66  Dylan Venable 14  0.59 **4:42.70**
Entry: 4:45.89 -3.19


50m: 31.19 100m: 1:06.53 (35.34) 150m: 1:42.40 (35.87) 200m: 2:19.10 (36.70)
250m: 2:55.93 (36.83) 300m: 3:32.83 (36.90) 350m: 4:07.74 (34.91)
400m: 4:42.70 (34.96)

67  Lucas Wong 14  0.66 **4:43.69**
Entry: 4:44.71 -1.02



50m: 29.28 100m: 1:04.25 (34.97) 150m: 1:40.29 (36.04) 200m: 2:17.55 (37.26)
250m: 2:54.39 (36.84) 300m: 3:32.41 (38.02) 350m: 4:08.40 (35.99)
400m: 4:43.69 (35.29)

68  Culainn Stunell 14  0.65 **4:44.12**
Entry: 4:44.67 -0.55



50m: 31.15 100m: 1:06.12 (34.97) 150m: 1:41.55 (35.43) 200m: 2:18.47 (36.92)
250m: 2:54.60 (36.13) 300m: 3:31.96 (37.36) 350m: 4:08.87 (36.91)
400m: 4:44.12 (35.25)

69  Noham Yeiwen 14 0.74 **4:46.27**
Entry: 4:38.62 +7.65



50m: 30.02 100m: 1:04.21 (34.19) 150m: 1:40.38 (36.17) 200m: 2:17.19 (36.81)
250m: 2:54.31 (37.12) 300m: 3:31.89 (37.58) 350m: 4:09.26 (37.37)
400m: 4:46.27 (37.01)

70  Benjamin Wint 14  0.50 **4:47.21**
Entry: 4:49.32 -2.11

50m: 30.66 100m: 1:06.06 (35.40) 150m: 1:42.64 (36.58) 200m: 2:19.26 (36.62)
250m: 2:56.32 (37.06) 300m: 3:34.53 (38.21) 350m: 4:11.75 (37.22)
400m: 4:47.21 (35.46)













71  Steve Zhang 14  0.69 **4:47.55**
Entry: 4:37.31 +10.24

50m: 31.28 100m: 1:06.53 (35.25) 150m: 1:42.72 (36.19) 200m: 2:20.23 (37.51)
250m: 2:56.96 (36.73) 300m: 3:34.19 (37.23) 350m: 4:11.56 (37.37)
400m: 4:47.55 (35.99)

72  Felix Mariano 14  0.61 **4:47.84**
Entry: 4:48.42 -0.58

50m: 31.41 100m: 1:06.41 (35.00) 150m: 1:42.78 (36.37) 200m: 2:19.42 (36.64)
250m: 2:56.38 (36.96) 300m: 3:33.94 (37.56) 350m: 4:10.89 (36.95)
400m: 4:47.84 (36.95)

4:48.14

73	 Tyrone Xu	13		0.73	Entry: 4:52.58	-4.44	Q
50m: 31.50 100m: 1:07.04 (35.54) 150m: 1:44.08 (37.04) 200m: 2:21.85 (37.77) 250m: 2:59.00 (37.15) 300m: 3:36.73 (37.73) 350m: 4:13.44 (36.71) 400m: 4:48.14 (34.70)							
74	 Logan Woods	13			4:52.94	-3.11	Q
50m: 33.12 100m: 1:10.23 (37.11) 150m: 1:46.99 (36.76) 200m: 2:24.90 (37.91) 250m: 3:02.11 (37.21) 300m: 3:39.82 (37.71) 350m: 4:16.97 (37.15) 400m: 4:52.94 (35.97)							
75	 Jackson Crawford	14		0.65	4:53.13	+5.50	
50m: 32.03 100m: 1:08.23 (36.20) 150m: 1:45.12 (36.89) 200m: 2:22.42 (37.30) 250m: 3:00.19 (37.77) 300m: 3:37.95 (37.76) 350m: 4:16.28 (38.33) 400m: 4:53.13 (36.85)							
76	 Eason Chang	13		0.52	4:53.59	-2.14	R1
50m: 30.55 100m: 1:07.11 (36.56) 150m: 1:44.27 (37.16) 200m: 2:22.69 (38.42) 250m: 3:00.86 (38.17) 300m: 3:38.57 (37.71) 350m: 4:16.57 (38.00) 400m: 4:53.59 (37.02)							
77	 Isaac Gu	13		0.64	4:56.14	-0.55	R2
50m: 31.02 100m: 1:07.90 (36.88) 150m: 1:46.23 (38.33) 200m: 2:25.00 (38.77) 250m: 3:04.38 (39.38) 300m: 3:42.93 (38.55) 350m: 4:21.66 (38.73) 400m: 4:56.14 (34.48)							
78	 Darius Haszarc	13		0.62	4:56.47	+5.90	
50m: 30.06 100m: 1:04.69 (34.63) 150m: 1:41.40 (36.71) 200m: 2:19.66 (38.26) 250m: 2:58.17 (38.51) 300m: 3:37.94 (39.77) 350m: 4:17.64 (39.70) 400m: 4:56.47 (38.83)							